



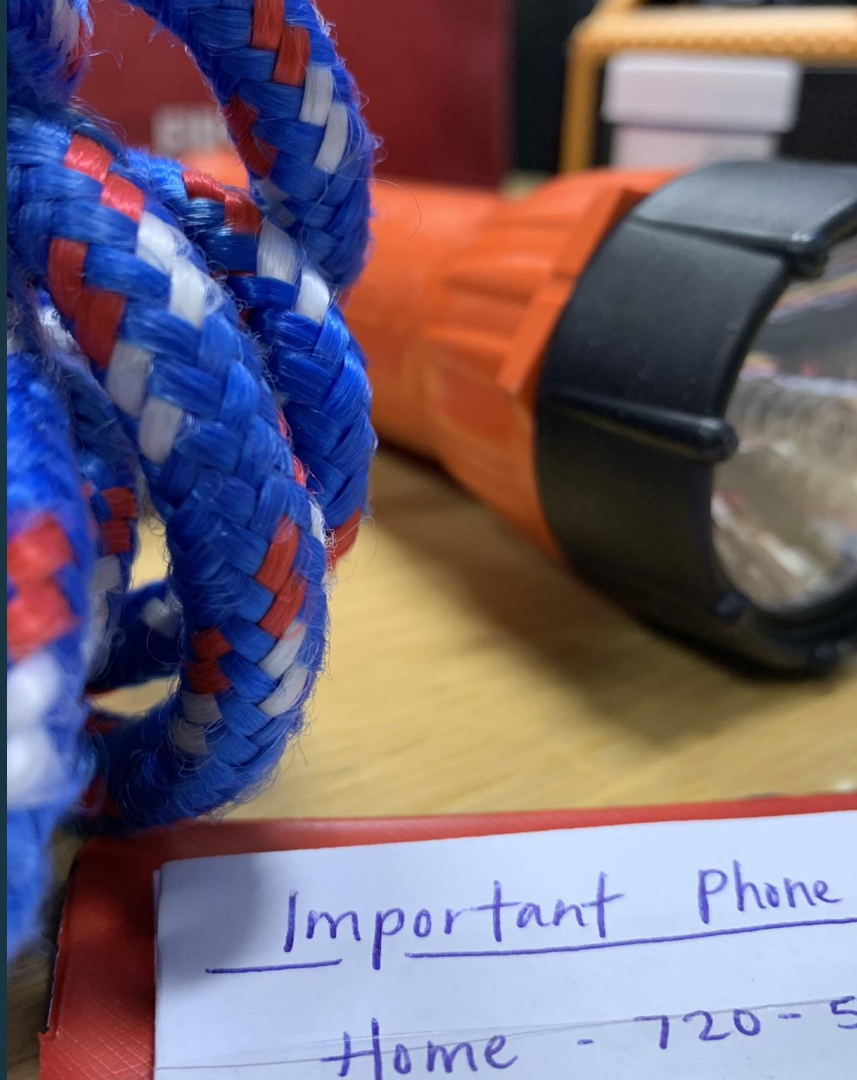
Boulder Office of Disaster Management

DISASTER PREPAREDNESS



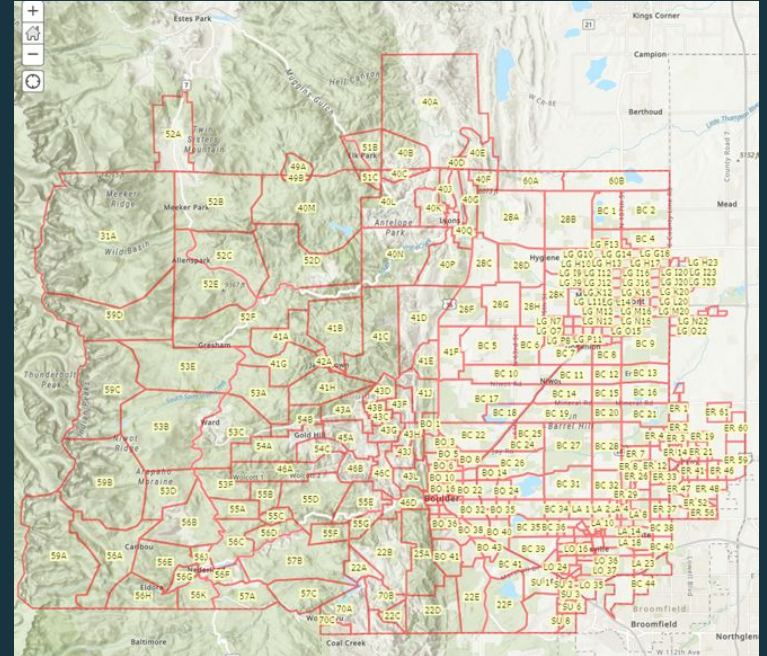
Overview

- Preparedness Progress
- Alert and Warning
- Creating a Plan
- Next Steps



Preparedness Progress

- Predetermined alerting areas
- Traffic control points
- ReachWell Translation App
- Preparedness programs




Alert and Warning

Everbridge Opt-In Alerts

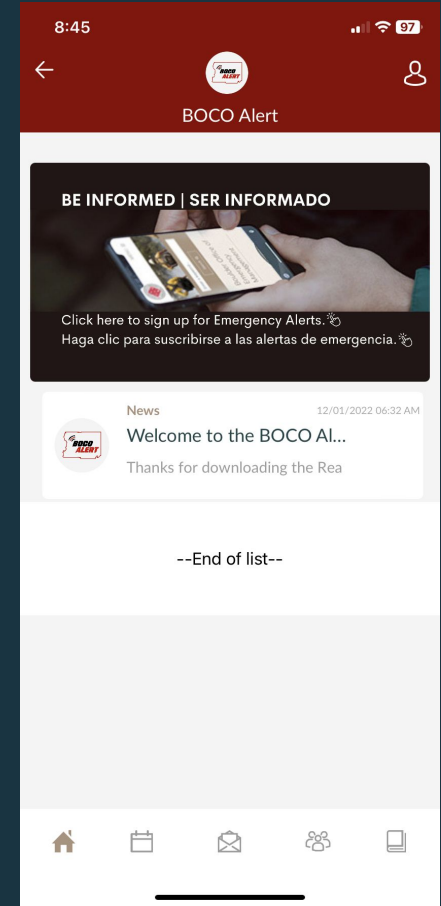

- Types
 - Call
 - Text
 - E-mail
- Manage your account
 - Add up to 5 addresses

You will only receive notifications if one of the addresses affiliated with your account is within the alerting area.



ReachWell

- Phone app
 - Download, then search for BOCO Alert
- Provides alerts in over 100 languages
- No registration



FIRST RESPONDERS
DETERMINE THE
ALERT AREA



PLEASE SEND
EVACUATION
ORDERS TO...

FIRST RESPONDERS
SHARE INFO WITH
911 DISPATCHERS

DISPATCHERS SEND ALERTS



YOU COULD RECENE
ALERTS IN THE FOLLOWING
WAYS:

OTHER TYPES THAT
MAY BE USED:



DOOR TO DOOR



PA SYSTEMS

LANDLINE PHONE
• CALL

CELL PHONE
• CALL
• TEXT
• WIRELESS
EMERGENCY
ALERT

EMAIL

REACHWELL
TRANSLATION
APP

OUTDOOR
WARNING
SIRENS

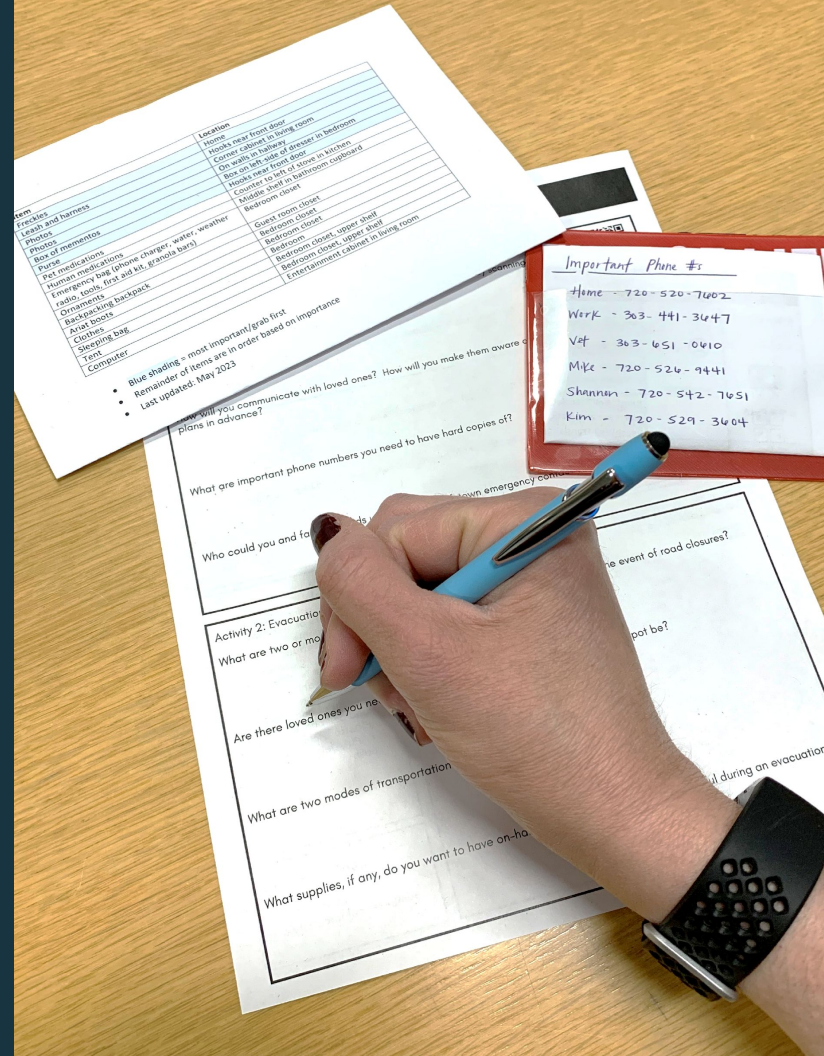
TV
RADIO

Remember...

**Trust your gut; you
are always your first
notification.**

Creating a Plan

- Communication
- Evacuation or sheltering-in-place
- Grab list



Next Steps

- Visit the ODM booth
- Attend a workshop
- Preparedness materials at www.BoulderODM.gov
- Create a plan



**DISASTER
MANAGEMENT**
CITY OF BOULDER • BOULDER COUNTY

BE DISASTER STRONG.

Join Boulder Office of Disaster Management for one of our free workshops or events to help boost your disaster preparedness knowledge and skills!

Register for your spot and learn more by scanning the QR code or visiting www.boulderodm.gov.



Thank you!

Monika Weber
mweber@bouldercounty.gov

